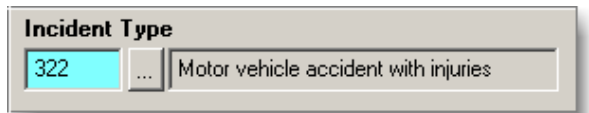


## FIREHOUSE USER MANUAL

### Incident Module

#### Entering Amerizorb Information



Incident Type  
322 ... Motor vehicle accident with injuries

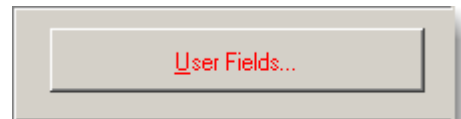
When the following incident types are entered on your NFIRS report, the **User Fields** button on the **Other** tab will turn red which means there is information that needs to be entered.

The incident type codes are that will required the user fields,

1. **322** – Motor vehicle accident with injuries
2. **324** – Motor vehicle accident with no injuries
3. **410** – Combustible/flammable gas/liquid condition, Other
4. **411** – Gasoline or other flammable liquid spill
5. **413** – Oil or other combustible liquid spill

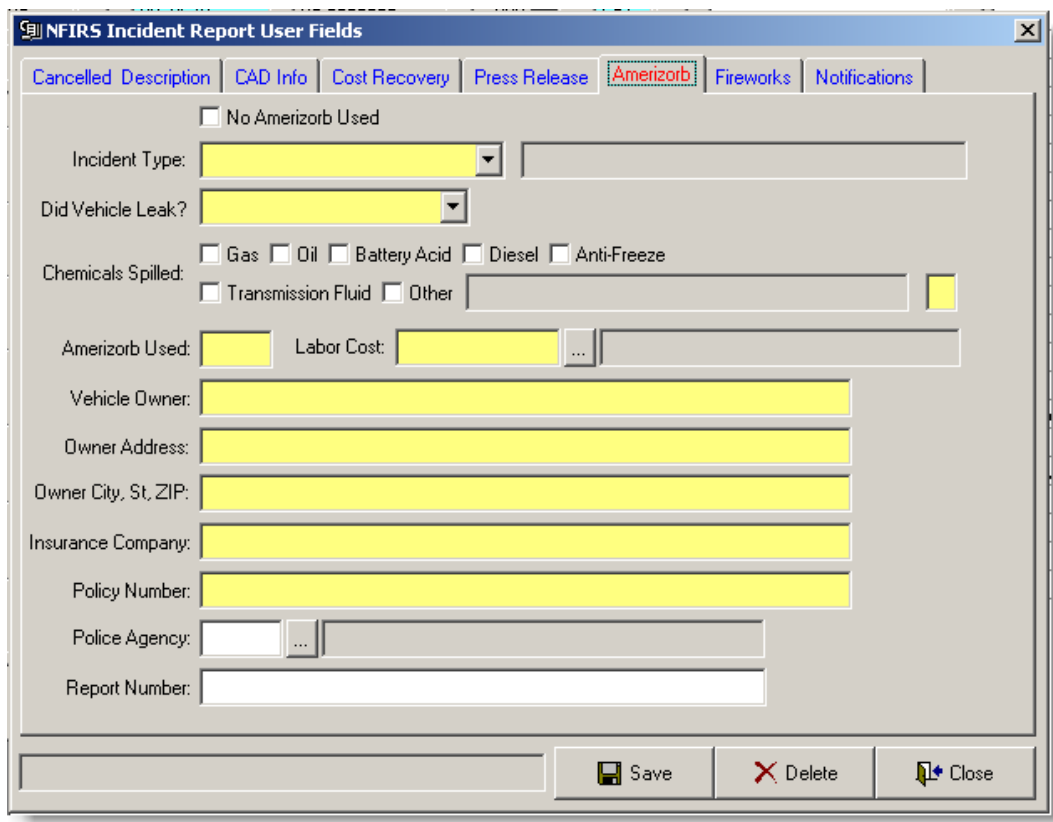


Additional Reports Incident Narrative **Other...**



User Fields...

After selecting the **Other** tab, select the **User Fields** button.



NFIRS Incident Report User Fields

Cancelled Description CAD Info Cost Recovery Press Release **Amerizorb** Fireworks Notifications

☐ No Amerizorb Used

Incident Type: [Yellow dropdown] [Yellow text box]

Did Vehicle Leak? [Yellow dropdown]

Chemicals Spilled: ☐ Gas ☐ Oil ☐ Battery Acid ☐ Diesel ☐ Anti-Freeze  
☐ Transmission Fluid ☐ Other [Yellow text box]

Amerizorb Used: [Yellow dropdown] Labor Cost: [Yellow text box] ... [Yellow text box]

Vehicle Owner: [Yellow text box]

Owner Address: [Yellow text box]

Owner City, St, ZIP: [Yellow text box]

Insurance Company: [Yellow text box]

Policy Number: [Yellow text box]

Police Agency: [White dropdown] ... [Yellow text box]

Report Number: [White text box]

[Save] [Delete] [Close]

If no Amerizorb was used on the incident, select the **No Amerizorb Used** check box and the required fields will become non-required. If product was used on the incident, all of the fields shown in the picture above need to be completed.

## FIREHOUSE USER MANUAL

---

### Incident Module

In the **Chemicals Spilled** check boxes at least one type of chemical will need to be selected. If none of the selections match your needs select **Other** and a text box will open where you can describe the incident.

Enter the number of Amerizorb bags that were used in the **Amerizorb Used** field.

**Labor Cost** is a single entry lookup table that has our hourly rate for responses.

Enter the owner information in the **Vehicle Owner, Owner Address, Owner City, State, ZIP** field.

Enter the owner's vehicle insurance in the **Insurance Company** field. If you cannot get any insurance information, put **Unknown** in the fields for the **Insurance Company Name** and **Policy Number**.

Select the law enforcement agency that has primary responsibility for investigating the accident in the **Police Agency** field.

Enter the police incident number in the **Report Number** field.

Once you have answered all the questions, select **Save** and then **Close** to get out of the user field screen.

Finish completing your NFIRS report as you normally would.

Last updated on January 8, 2011